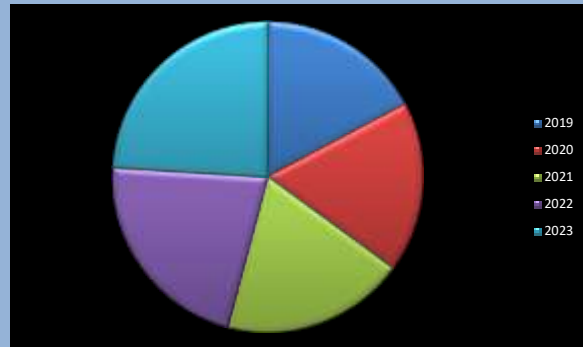
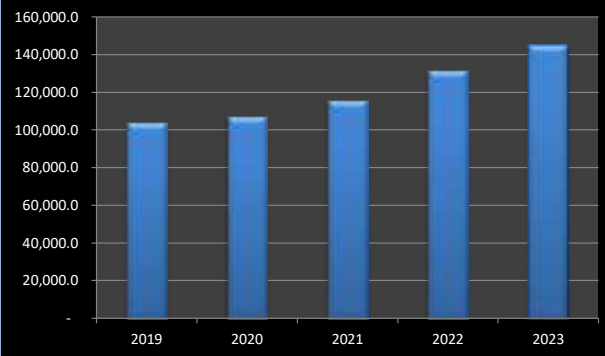


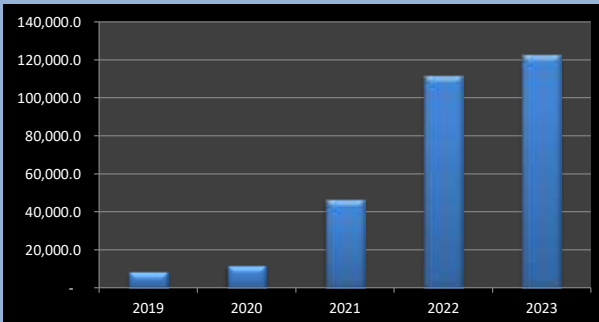
Premium Income - Individual Life

Year	Rs. In Million
2019	103,963.0
2020	107,056.0
2021	115,320.0
2022	131,470.0
2023	144,774.0



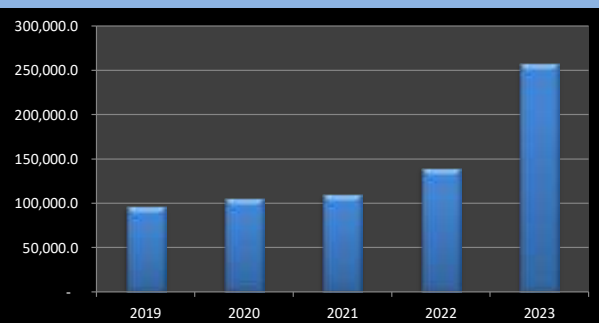
Premium Income - Group Life & Health Insurance

Year	(Rs. In Million)
2019	8,609.0
2020	11,979.0
2021	46,468.0
2022	111,740.0
2023	123,070.0



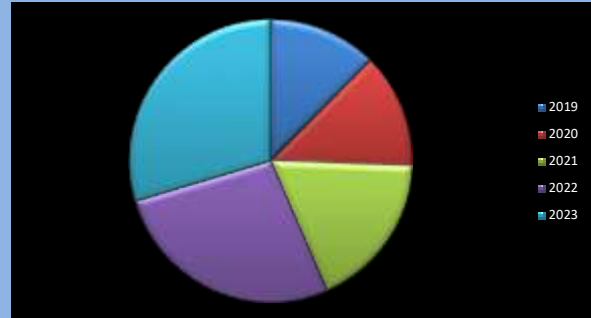
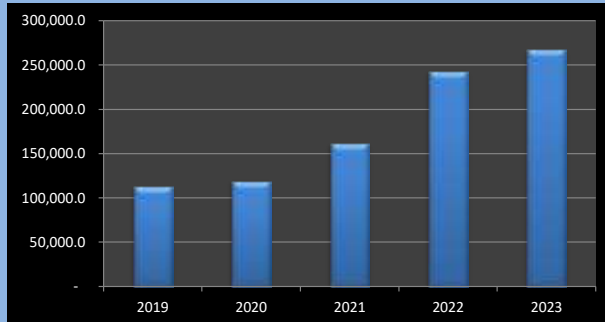
Investment Income

Year	(Rs. In Million)
2019	95,802.0
2020	105,598.0
2021	109,469.0
2022	140,059.0
2023	257,852.0



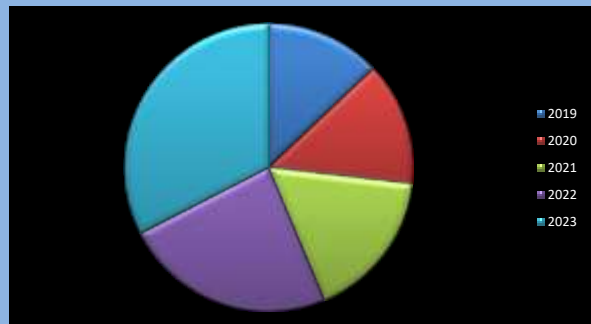
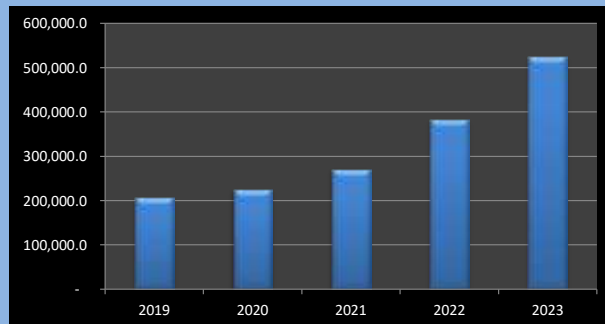
Total Premium Income

Year	(Rs. In Million)
2019	112,572.0
2020	119,035.0
2021	161,789.0
2022	243,211.0
2023	267,844.0



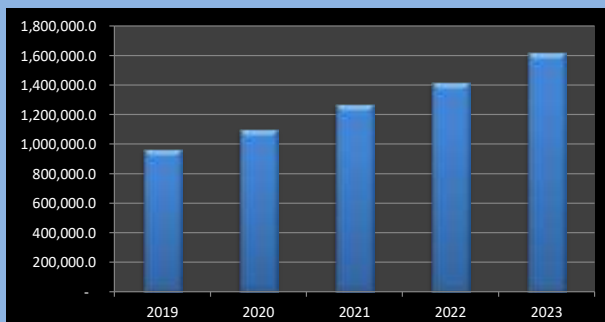
Total Income

Year	(Rs. In Million)
2019	208,374.0
2020	224,633.0
2021	271,258.0
2022	383,270.0
2023	525,696.0



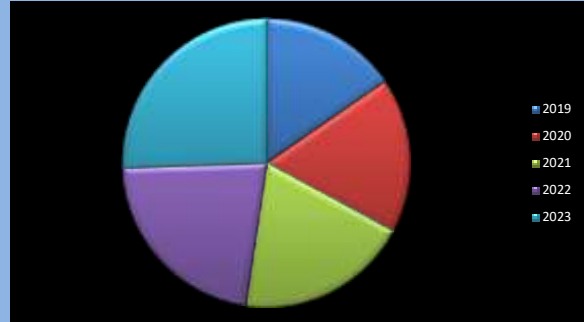
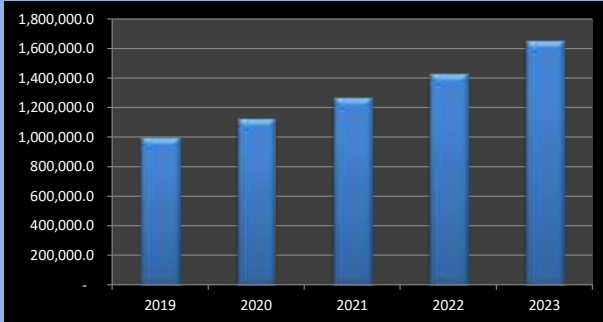
Investment Portfolio

Year	(Rs. In Million)
2019	965,780.0
2020	1,101,381.0
2021	1,268,039.0
2022	1,419,529.0
2023	1,618,955.0



Life Fund

Year	(Rs. In Million)
2019	996,401.0
2020	1,128,152.0
2021	1,265,619.0
2022	1,430,742.0
2023	1,652,947.0



Total Assets

Year	(Rs. In Million)
2019	1,058,836.0
2020	1,203,383.0
2021	1,366,112.0
2022	1,602,589.0
2023	1,930,684.0

